








# Standard Catalog Clutches

EC15		EC30XP	
	<ul style="list-style-type: none"> <li>• Loads up to 1.7 N-m (15 lb-in)</li> <li>• Engagement: 2.5 watts</li> <li>• OD: 30mm (1.2 in)</li> <li>• Bore: 6mm, 1/4 in</li> <li>• Shaft length: 27mm (~1 in)</li> <li>• Shaft end: Cross Pin</li> <li>• Molded connector, 8" lead coil</li> </ul>		<ul style="list-style-type: none"> <li>• Loads up to 3.39 N-m (30 lb-in)</li> <li>• Engagement: 3.5 watts</li> <li>• OD: 30mm (1.3 in)</li> <li>• Bore: 6mm, 8mm, 1/4in, 5/16in</li> <li>• Shaft length 27mm (~1 in)</li> <li>• Shaft end: Cross Pin, D Shaft</li> <li>• Molded Connector, 8" lead coil (24 volt model only)</li> </ul>
<a href="#">Additional Information</a>		<a href="#">Additional Information</a>	
EC25		EC30LL	
	<ul style="list-style-type: none"> <li>• Loads up to 2.83 N-m (25 lb-in)</li> <li>• Engagement: 2.5 watts</li> <li>• OD: 30mm (1.2 in)</li> <li>• Bore: 6mm, 1/4 in</li> <li>• Shaft length: 27mm (~1 in)</li> <li>• Shaft end: Cross Pin</li> <li>• Molded connector</li> </ul>		<ul style="list-style-type: none"> <li>• Loads up to 3.39 N-m (30 lb-in)</li> <li>• Engagement: 3.5 watts</li> <li>• OD: 33mm (1.3 in)</li> <li>• Bore: 6mm, 8mm, 1/4in, 5/16in</li> <li>• Shaft length: 27mm (~1 in)</li> <li>• Shaft end: Cross Pin</li> <li>• Molded connector</li> </ul>
<a href="#">Additional Information</a>		<a href="#">Additional Information</a>	
EC25LL		EC20CBLL	
	<ul style="list-style-type: none"> <li>• Loads up to 2.83 N-m (25 lb-in)</li> <li>• Engagement: 2.5 watts</li> <li>• OD: 30mm (1.2 in)</li> <li>• Bore: 6mm, 1/4 in</li> <li>• Shaft length: 27mm (~1 in)</li> <li>• Shaft end: Cross Pin</li> <li>• Molded connector, 8" lead coil</li> </ul>		<ul style="list-style-type: none"> <li>• Loads up to 2.26 N-m (20 lb-in)</li> <li>• Engagement: 14 watts @ 24V Hold: 3.5 watts @ 12 V</li> <li>• OD: 33mm (1.75 in)</li> <li>• Bore: 6mm, 8mm, 1/4in, 5/16in</li> <li>• Shaft length: 25.4 mm (1 in)</li> <li>• Shaft end: Cross Pin</li> <li>• Molded connector</li> </ul>
<a href="#">Additional Information</a>		<a href="#">Additional Information</a>	
EC75LL		<ul style="list-style-type: none"> <li>• All Reell clutches feature life of 1,000,000 or more cycles.</li> <li>• After spring wrap-down, all Reell clutches accelerate loads from zero to full speed in less than 3 ms.</li> <li>• All Reell clutches are available in CW and CCW configurations.</li> <li>• All Reell clutches operate on either filtered or unfiltered DC power (Filtered power recommended for improved life at high-speed).</li> <li>• All Reell Clutches (except EC210CBLL) will operate on either 12 or 24 volts DC power.</li> <li>• Recommended speeds of 100-800 rpm typical, 1400 max</li> <li>• All Reell clutches operate in temperatures from 0°-40°C (32°-104°F). Products designated LL will operate at temperature up to 60°C (140°F)</li> <li>• Reell clutches require a minimum load friction of 0.05 N-m (6 oz-in), except EC75LL which requires 0.11 N-m (1 lb-in).</li> </ul>	
	<ul style="list-style-type: none"> <li>• Loads up to 8.5 N-m (75 lb-in)</li> <li>• Engagement: 6 watts</li> <li>• OD: 44mm (1.75 in)</li> <li>• Bore: 10mm, 12mm, 15mm, 3/8in, 1/2in, 5/8in</li> <li>• Shaft length: 38mm (1.5 in)</li> <li>• Shaft end: Cross Pin</li> <li>• Molded connector</li> </ul>		
<a href="#">Additional Information</a>			



# Standard Catalog Slip Devices and Adaptors

SA		SB	
	<ul style="list-style-type: none"><li>Increases component life by reducing engagement shock due to inertia</li><li>Torques: 0.2 N-m, 0.4 N-m, 0.8 N-m, 0.95 N-m</li><li>Bore: 6mm, 8mm, 1/4in, 5/16in</li><li>Shaft end: Cross Pin</li></ul> <hr/> <p><a href="#">Additional Information</a></p>		<ul style="list-style-type: none"><li>Increases component life by reducing engagement shock due to inertia</li><li>Torques: 0.1 N-m, 0.2 N-m, 0.4 N-m, 0.7 N-m</li><li>Bore: 6mm, 8mm, 1/4in, 5/16in</li><li>Shaft end: Cross Pin</li></ul> <hr/> <p><a href="#">Additional Information</a></p>
SC		SC-HT	
	<ul style="list-style-type: none"><li>Increases component life by reducing engagement shock due to inertia</li><li>Torques: 1.0 N-m, 1.5 N-m, 2.0 N-m, 2.5 N-m, 3.0 N-m, 3.5 N-m, 4.0 N-m</li><li>Bore: 6mm, 8mm, 1/4in, 5/16in</li><li>Shaft end: Cross Pin, D Shaft</li></ul> <hr/> <p><a href="#">Additional Information</a></p>		<ul style="list-style-type: none"><li>Increases component life by reducing engagement shock due to inertia</li><li>Large bore allows for higher torques than standard SC</li><li>Torques: 4.0 N-m, 5.0 N-m, 6.0 N-m, 7.5 N-m,</li><li>Bore: 8mm</li><li>Shaft end: D Shaft</li></ul> <hr/> <p><a href="#">Additional Information</a></p>
Flexible Coupler			
	<ul style="list-style-type: none"><li>Reduces shock and noise.</li><li>Works with Reell's EC15, EC20 CBLL, EC25, EC25LL, EC30LL, and EC30XP clutches.</li></ul> <hr/> <p><a href="#">Additional Information</a></p>		

Innovative Motion Control



TDS Precision Products GmbH  
Industriestrasse 1a  
CH-8157 Dielsdorf

T + 41 44 885 30 80  
info@tds-pp.com  
www.tds-pp.com