


Data Sheet for Precision Resistor

Power Resistor in Ceramic Housing (wirewound)

Series MCV



- Wirewound resistor, inorganic construction
- Power rating up to 10 Watt
- Resistance values from 0,01Ω..90kΩ
- Resistance tolerances up to ±0,01%
- TCR ±20ppm/°C R>10Ω
- Non-inductive windings (option)
- Flame proofed

Electrical Specification	MCV				
	1	2	3	4	5
Resistance range	0,01Ω..12kΩ	0,01Ω..22kΩ	0,01Ω..45kΩ	0,01Ω..65kΩ	0,01Ω..91kΩ
Resistance tolerance	±0,01%..±10%				
Power rating @ 70°C (0W bei +275°C)	2W	3W	5W	7W	10W
TCR-rate	±20ppm/°C @ R > 10Ω, ±50ppm/°C @ R ≥ 1Ω..10Ω (±90ppm/°C @ R < 1Ω on request)				
Working temperature range (max.)	-55..+275°C				

Mechanical Specification	
Resistance technology / material	Wirewound / wire alloy
Housing material	Ceramics
Connections	Radial cooper tinned

Parameters	Test Conditions (MIL-STD 202)	Specification
Dielectric	See norm	±0,2% +0,05Ω
Load life	See norm	±1% +0,05Ω
Storage	See norm	±0,2% +0,05Ω
Moisture resistance	See norm	±0,2% +0,05Ω
Thermal shock	See norm	±0,2% +0,05Ω
5X Overload (5s)	See norm	±0,2% +0,05Ω
Shock	See norm	±0,1% + 0,05Ω
Vibration	See norm	±0,1% + 0,05Ω

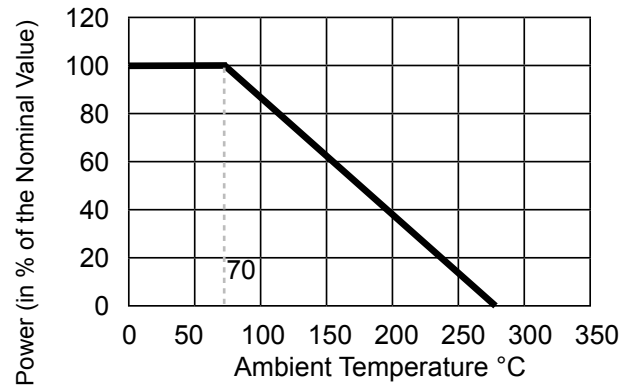
Dielectric strength: 1500 VAC

Data Sheet for Precision Resistor

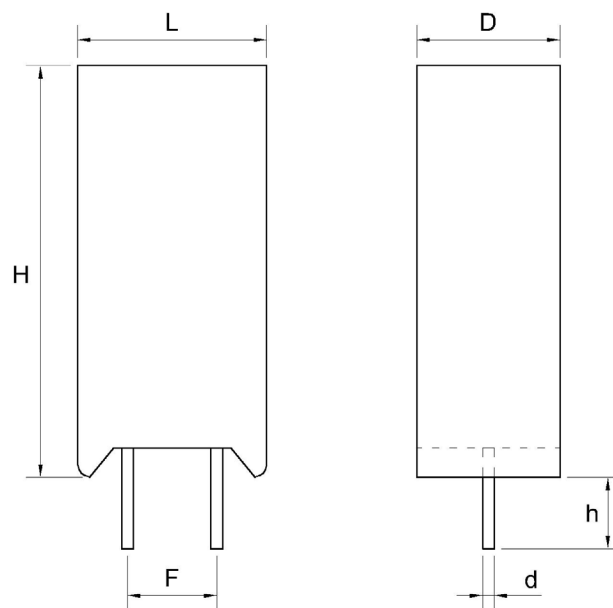
Power Resistor in Ceramic Housing (wirewound)

Series MCV

Power Derating Curve



Technical Drawing



Dimensions

	H ±1,5	L ±1,0	D ±1,0	F ±0,4	Ø d ±0,05	h
MCV-1	20,3	11,0	7,0	5,1	0,8	2,5min. /6,1max.
MCV-2	25,4	12,1	8,1	5,1	0,8	2,5min. /6,1max.
MCV-3	25,4	13,2	8,9	5,1	0,8	2,5min. /6,1max.
MCV-4	38,7	13,2	9,7	5,1	1,0	2,5min. /6,1max.
MCV-5	35,1	16,1	12,2	7,6	1,0	2,5min. /6,1max.

Dimension in mm

Data Sheet for Precision Resistor

Power Resistor in Ceramic Housing (wirewound)

Series MCV

Order code						
Description		Selection: standard=black/bold, possible options=grey/cursive				
Series:	MCV					
Type / size:						
1 (max. 12kΩ)		1				
2 (max. 22kΩ)		2				
3 (max. 45kΩ)		3				
4 (max. 65kΩ)		4				
5 (max. 91kΩ)		5				
Resistance tolerance:						
±0,02%				W0,02%		
±0,05%				W0,05%		
±0,1%				W0,1%		
±0,25%				W0,25%		
±0,5%				W0,5%		
±1%				W1%		
±5%				W5%		
±10%				W10%		
<i>Option ±0,01%</i>				<i>W0,01%</i>		
Temperature coefficient:						
±20ppm/°C @ R >10Ω					TK20	
±50ppm/°C @ R ≥ 1Ω..10Ω					TK50	
<i>Option ±90ppm/°C @ R < 1Ω</i>					<i>TK90</i>	
Resistance value - please choose:						
From 0,01Ω bis ≤ see type						xxkxxx
<i>Option non-inductive windings:</i>						
<i>max. resistance value / 2</i>						<i>N</i>

Order Example	Series	Type	Resistance tolerance	Temperature coefficient	Resistance value	Inductance
Choice	MCV	1	±1%	20ppm/°C	10,1kΩ	Standard
Code	MCV	1	W1%	TK20	10k100	-