

SVTS C Series

Through-bore Slip Rings



Many customisations



Through-bore



Power, signals & fieldbus



The hollow shaft Slip Rings C Series provides an economical readily available solution when a compact through-bore configuration is required to be easily mounted on the customers' mechanics. Available in a wide range of sizes and models starting from 3 mm up to over 100 mm through-bore diameter. The use of fibre brush technology and the ability to use gold-gold technology for signal circuits ensure long life and low electrical noise allowing high data rate field bus transmission. The extreme flexibility of the C series rotary joints also makes it possible to customise configurations, such as for the use of special cables or connectors, at customer's request.

Benefits

Transmission of electric power/signals and fieldbuses in one unit

Mountable on the shaft

Many sizes

Many customisations

Combinable with fluidic rotary joints and FORJ

Cost-effective

Main applications

Packaging

Automatic machines

Filling machines

Capping machines

Labelling machines

Converting machines

Machine tools

Rotary tables

Robots











Palletisers

Medical / pharmaceutical

Cable reels

Product code (go to page 9 for the detailed coding system)

SVTS C   -  -  -   /   -     /     -   -   

-  Series
-  Model
-  IP grade¹
-  Flange type
-  Power circuits
-  Signal circuits
-  Cable length (brush side)
-  Cable length (ring side)
-  Temperature range²
-  Special options³

¹ IP51 [S]; IP54 [T]; IP65 [U]

² Standard [ST]; Extended [ET]

³ Pneumatic Ø6mm [OP1]; pneumatic Ø10mm [OP2]; Ethernet 100BaseT [E1M]; Ethernet 1000BaseT [E1G]

Features

Current	2A: AWG26 5A: AWG22 15A: AWG14 20A:AWG14
Voltage	
Power	600 VAC / 600 VDC
Signals	240 VAC / 240 VDC
Cables	Tin plated (power circuits); silver plated (signal circuits) PTFE insulated / colour coded
Cables length	Standard: 500mm*; custom cable length increase possible as multiples of 500mm*
Dielectric strength	
Power	1500 VAC @ 60Hz @ 60 sec
Signals	500 VAC @ 60Hz @ 60 sec
Insulation resistance	
Power	> 1000 MΩ / 500 VDC
Signals	> 500 MΩ / 500 VDC
Dynamic contact resistance	< 10 mΩ
Nominal speed	up to 500 rpm (others on request)
Bearings	Steel
Housing	ABS; Alluminium
Temperature	-20°C / +80°C (-40°C as option)
Protection	IP51 (IP54 and IP65 as option)
Expected lifetime	10 ⁸ revolutions** (depending on speed, environmental conditions and size)

*SVTS C 01, SVTS C 02: 250mm

**SVTS C01, SVTS C 02: 10⁷ revolutions

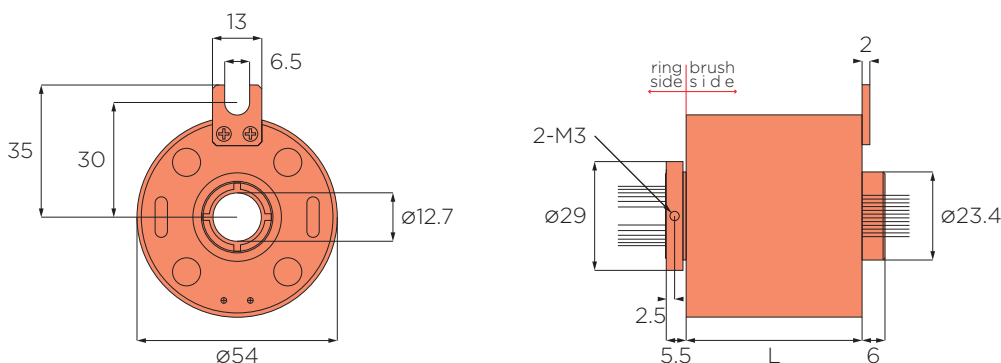
Combinations

Electric	Fieldbus	Fluidic (combined solutions)
Signals	Ethernet	Air
	Profinet	Oil
	Canbus	Gas
	RS 232	Water

Customizations

Cables	Mechanical design	Flange
Materials	Treatments	Cable exits

SVTS C 03



Custom cable length increase possible as multiples of 500mm

Model	Number of circuits			L		Color code	
	Total	Power	Signals	IP51	IP65	IP51	IP65
			5A			p. 82	
SVTS C 03-X-A-00/06	6	-	6	33.5	37.5	CC 5	CC 7
SVTS C 03-X-A-00/12	12	-	12	47.5	51.5	CC 5	CC 7
SVTS C 03-X-A-00/18	18	-	18	61.5	64.5	CC 5	CC 7
SVTS C 03-X-A-00/24	24	-	24	75.5	79.5	CC 5	CC 7

All dimensions in millimeters, unless otherwise specified

Specifications subject to change.

CC 4

Signal				
	Shrink Tube ■	Shrink Tube ■	Shrink Tube ■	Shrink Tube ■
Color	Ring no.	Ring no.	Ring no.	Ring no.
RD ●	1	2	3	4
GN ●	5	6	7	8
YE ●	9	10	11	12
VT ●	13	14	15	16
GY ●	17	18	19	20
BK ●	21	22	23	24
BU ●	25	26	27	28
DBU ●	29	30	31	32
BN ●	33	34	35	36
OG ●	37	38	39	40
WH ○	41	42	43	44
KH ●	45	46	47	48
WH-RD ○	49	50	51	52
WH-BK ○	53	54	55	56

CC 5

Power	
Color	Ring no.
RD ●	1
YE ●	2
BK ●	3
BU ●	4
GN ●	5
WH ○	6
VT ●	7
GY ●	8
BN ●	9
OG ●	10
DBU ●	11
KH ●	12

and repeat

Signal	
Color	Ring no.
RD ●	1
YE ●	2
BK ●	3
BU ●	4
GN ●	5
WH ○	6
VT ●	7
GY ●	8
BN ●	9
OG ●	10
DBU ●	11
KH ●	12

and repeat

CC 6

Power	
Color	Ring no.
RD ●	1
YE ●	2
BK ●	3
BU ●	4
GN ●	5
WH ○	6
VT ●	7
GY ●	8
BN ●	9
OG ●	10
DBU ●	11
KH ●	12

and repeat

Signal	
Color	Ring no.
RD ●	1
YE ●	2
BK ●	3
BU ●	4
GN ●	5
WH ○	6
VT ●	7
GY ●	8
BN ●	9
OG ●	10

and repeat

Color code

CC 7

Power	
Color	Ring no.
RD ●	1
YE ●	2
BK ●	3
BU ●	4
GN ●	5
WHO ○	6

and repeat

Signal	
Color	Ring no.
RD ●	1
YE ●	2
BK ●	3
BU ●	4
GN ●	5
WHO ○	6
VT ●	7
GY ●	8
BN ●	9
OG ●	10
DBU ●	11
KH ●	12

and repeat

CC 8

Power	
Color	Ring no.
RD ●	1
YE ●	2
BK ●	3
BU ●	4
GN ●	5
WHO ○	6
VT ●	7
GY ●	8
BN ●	9
OG ●	10

and repeat

Signal	
Color	Ring no.
RD ●	1
YE ●	2
BK ●	3
BU ●	4
GN ●	5
WHO ○	6

and repeat

CC 9

Power	
Color	Ring no.
RD ●	1
YE ●	2
BK ●	3

and repeat

Hello,
how can I help you?



TDS Precision Products

TDS Precision Products GmbH
Industriestrasse 1a
CH-8157 Dielsdorf

T + 41 44 885 30 80
info@tds-pp.com
www.tds-pp.com