

SVTS A Series

Capsule




Optimal signal transmission



High circuit density



Compact



The capsule A Series Slip Rings, thanks to their reduced diameter, guarantees a low peripheral speed between rings and brushes, thus to reduce material consumption so as to enhance its lifetime and minimise electrical noise and interferences between rings.

This Series has been designed keeping signal transmission optimisation, compactness and reliability in mind. Moreover, this Slip Ring family is available in a wide range of configurations, from 3 to 56 circuits.

The gold-gold technology used for both rings and brushes, makes high data rate and high frequency signal transmission possible.

Benefits

Optimal signal transmission (gold-gold technology)

Compact

Light

Many customisations

High circuits density

Combinable with fluidic rotary joints and FORJ

Water resistant (IP65)*

Cost-effective

Main applications

Video systems

Moving head projectors

Packaging

Hose & cable reels



Control systems











Medical / pharmaceutical

Wind turbines

*Option not available for SVTS A 02

Product code (go to page 9 for the detailed coding system)

SVTS A   -  -  -   /   -     /     -   -   

-  Series
-  Model
-  IP grade¹
-  Flange type
-  Power circuits
-  Signal circuits
-  Cable length (brush side)
-  Cable length (ring side)
-  Temperature range²
-  Special options³

¹ IP51 [S]; IP65 [U]

² Standard [ST]; Extended [ET]

³ Ethernet 100BaseT [E1M]; Ethernet 1000BaseT [E1G]

Features

Current	1A: continuous - 2A peak: AWG28 2A: AWG26 4A: AWG22 6A: AWG20 8A: AWG16
Voltage	240 VDC / 240 VAC
Cables	Silver plated / PTFE insulated / colour coded
Cables length	Standard: 250mm; custom cable length increase possible as multiples of 250mm
Dielectric strength	500 VAC @ 60Hz @ 60 sec
Insulation resistance	> 500 MΩ / 500 VDC
Dynamic contact resistance	< 10 mΩ
Nominal speed	up to 500 rpm (others on request)
Bearings	Miniature high-precision stainless steel ball bearings
Housing	ABS; Alluminium
Contact	Gold-gold
Temperature	-20°C to +80°C (-40°C as option)
Protection	IP51; IP65
Expected lifetime	10 ⁷ revolutions (depending on speed, environmental conditions and size)

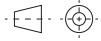
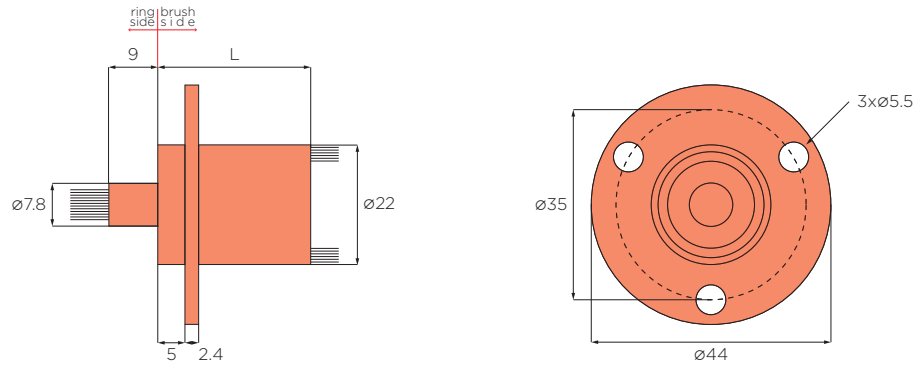
Combinations

Electric	Fieldbus	Fluidic (combined solutions)
Signals	EtherCAT	Air
	Profinet	Oil
	Sercos	Water
	Powerlink	
	Ethernet	

Customizations

Cables	Mechanical design	Flange
Materials		

SVTS A 03



See page 28 for different flange options
 Custom cable length increase possible as multiples of 250mm

Model	Number of circuits				L	Housing	Color code p. 82
	Total	Signals					
		1-2A	6A	8A			
SVTS A 03-S-A-00/06	6	6	-	-	19	ABS	CC 1
SVTS A 03-S-A-00/12	12	12	-	-	28	ABS	CC 1
SVTS A 03-S-A-02/02	4	2	2	-	28	ABS	CC 1
SVTS A 03-S-A-00/15	15	15	-	-	29.5	ABS	CC 1
SVTS A 03-S-A-00/18	18	18	-	-	33.4	ABS	CC 1
SVTS A 03-S-A-03/00	3	-	-	3	33.4	ABS	CC 1
SVTS A 03-S-A-00/24	24	24	-	-	41.2	ABS	CC 1
SVTS A 03-S-A-04/06	10	6	4	-	41.2	ABS	CC 1
SVTS A 03-S-A-00/30	30	30	-	-	49.2	ABS	CC 2
SVTS A 03-S-A-00/36	36	36	-	-	57	ABS	CC 2

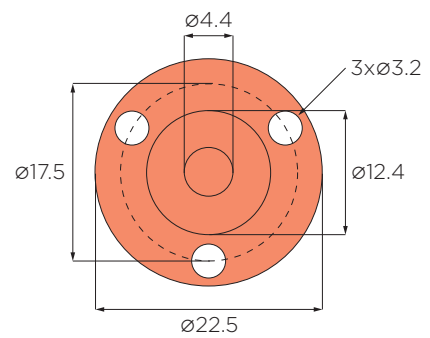
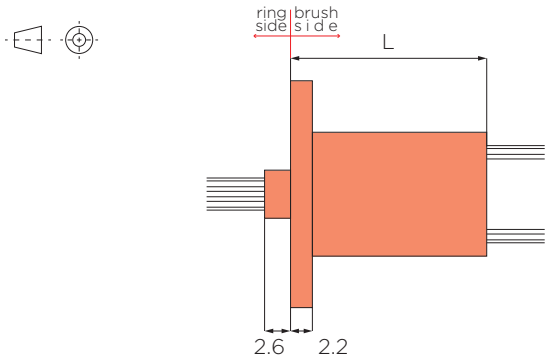
Ethernet option*

Model	Number of circuits			L	Housing	Color code
	Total	Signals				
		2A	Ethernet			
SVTS A 03-S-A-00/00-...-E1M	5	-	100BaseT	19	ABS	Contact factory
SVTS A 03-S-A-00/06-...-E1M	11	6	100BaseT	28	ABS	Contact factory
SVTS A 03-S-A-00/09-...-E1M	14	9	100BaseT	29.5	ABS	Contact factory
SVTS A 03-S-A-00/12-...-E1M	17	12	100BaseT	33.4	ABS	Contact factory
SVTS A 03-S-A-00/18-...-E1M	23	18	100BaseT	41.2	ABS	Contact factory
SVTS A 03-S-A-00/30-...-E1M	35	30	100BaseT	57	ABS	Contact factory
SVTS A 03-S-A-00/00-...-E1G	9	-	1000BaseT	28	ABS	Contact factory
SVTS A 03-S-A-00/03-...-E1G	12	3	1000BaseT	29.5	ABS	Contact factory
SVTS A 03-S-A-00/06-...-E1G	15	6	1000BaseT	33.4	ABS	Contact factory
SVTS A 03-S-A-00/12-...-E1G	21	12	1000BaseT	41.2	ABS	Contact factory
SVTS A 03-S-A-00/24-...-E1G	33	24	1000BaseT	57	ABS	Contact factory

*RJ 45 connectors included

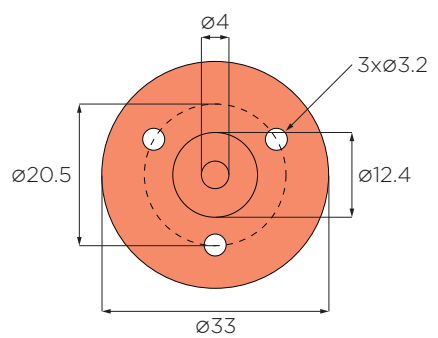
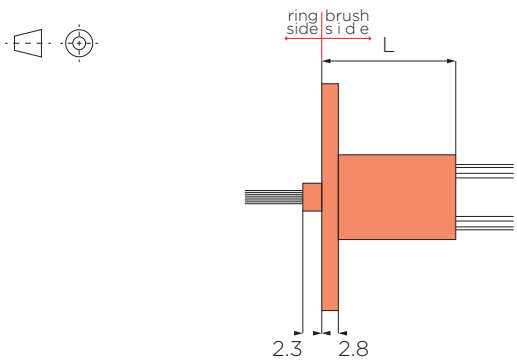
All dimensions in millimeters, unless otherwise specified

SVTSA 01



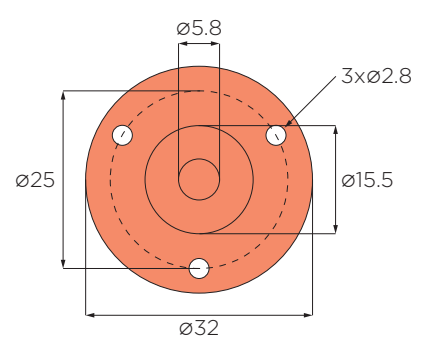
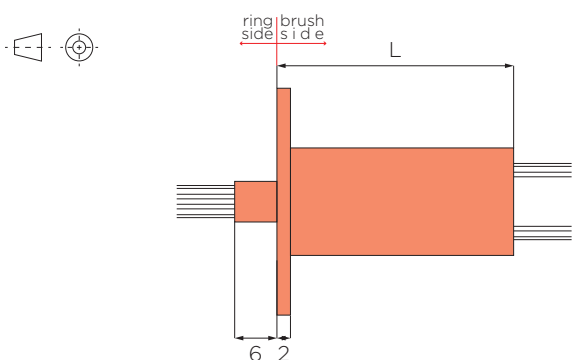
E FLANGE

SVTSA 01



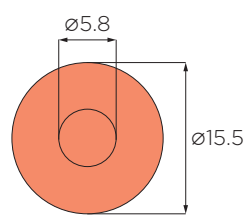
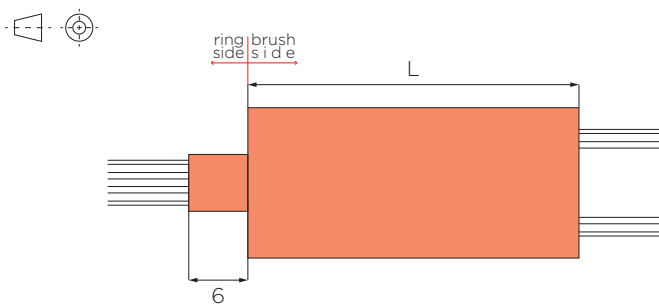
F FLANGE

SVTSA 02



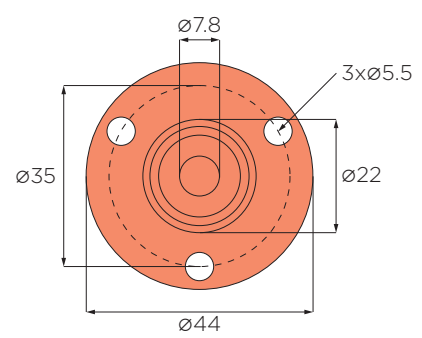
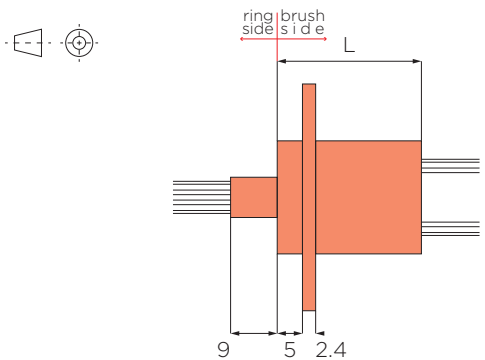
A FLANGE (STANDARD)

SVTSA 02



B FLANGE

SVTSA 03 | SVTSA 06

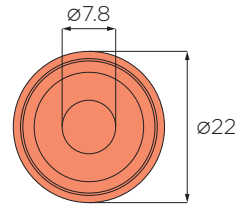
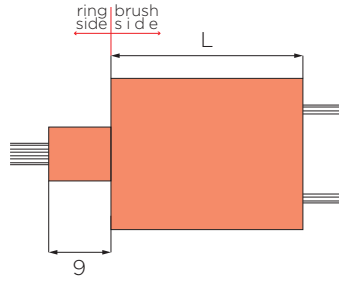
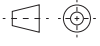


A FLANGE (STANDARD)

All dimensions in millimeters, unless otherwise specified

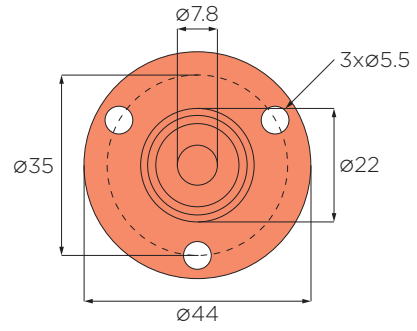
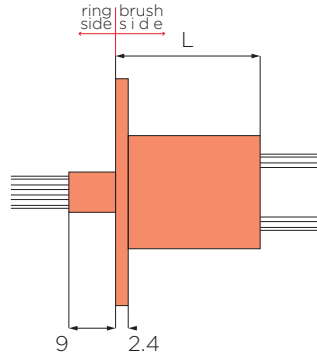
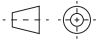
Specifications subject to change.

SVTS A 03 | SVTS A 06



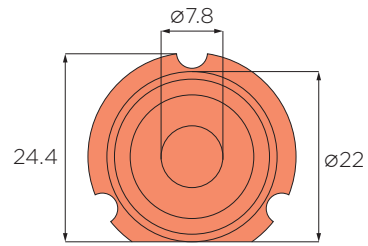
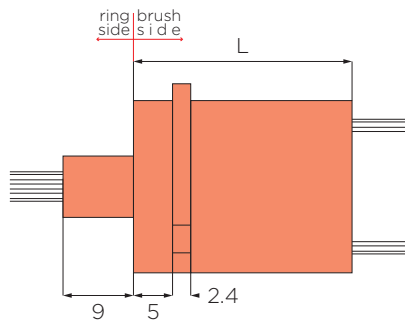
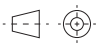
B FLANGE

SVTS A 03 | SVTS A 06



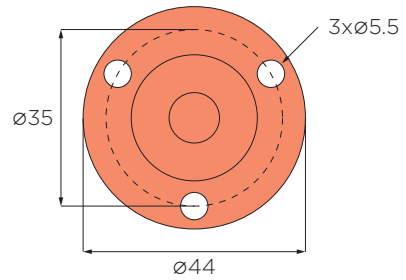
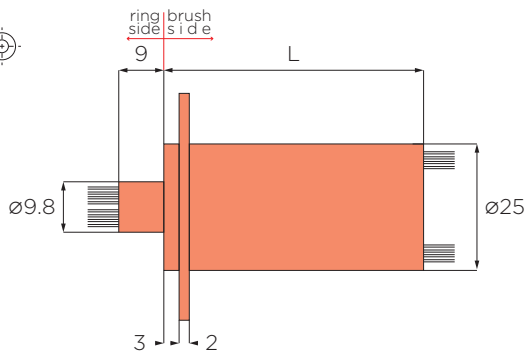
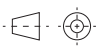
C FLANGE

SVTS A 03 | SVTS A 06



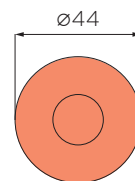
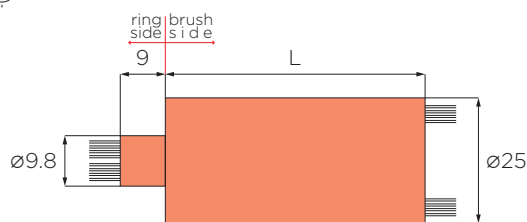
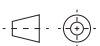
D FLANGE

SVTS A 04 | SVTS A 07



A FLANGE (STANDARD)

SVTS A 04 | SVTS A 07



B FLANGE

Color code

CC 1

Signal	
Color	Ring no.
RD●	1
GN●	2
YE●	3
VT●	4
GY●	5
BK●	6
BU●	7
DBU●	8
BN●	9
OG●	10
WHO	11
KH●	12
WH-RD○	13
WH-BK○	14
WH-BU○	15
WH-VT○	16
WH-BN○	17
WH-GN○	18
WH-OG○	19
WH-YE○	20
WH-GY○	21
BK-RD●●	22
BK-BU●●	23
YE-GN●●	24

CC 2

Signal		
Color	Shrink Tube■	Shrink Tube■
Color	Ring no.	Ring no.
RD●	1	2
GN●	3	4
YE●	5	6
VT●	7	8
GY●	9	10
BK●	11	12
BU●	13	14
DBU●	15	16
BN●	17	18
OG●	19	20
WHO	21	22
KH●	23	24
WH-RD○	25	26
WH-BK○	27	28
WH-BU○	29	30
WH-VT○	31	32
WH-BN○	33	34
WH-GN○	35	36

CC 3

Power			
Shrink Tube■		Shrink Tube■	
Color	Ring no.	Color	Ring no.
RD●	1	BK	2
WHO	3	YE	4

Signal		
Color	Shrink Tube■	Shrink Tube■
Color	Ring no.	Ring no.
RD●	1	2
GN●	3	4
YE●	5	6
VT●	7	8
GY●	9	10
BK●	11	12
BU●	13	14
DBU●	15	16
BN●	17	18
OG●	19	20
WHO	21	22
KH●	23	24
WH-RD○	25	26
WH-BK○	27	28
WH-BU○	29	30
WH-VT○	31	32
WH-BN○	33	34
WH-GN○	35	36
WH-OG○	37	38
WH-YE○	39	40
WH-GY○	41	42
BK-RD●●	43	44
BK-BU●●	45	46

Hello,
how can I help you?



TDS Precision Products

TDS Precision Products GmbH
Industriestrasse 1a
CH-8157 Dielsdorf

T + 41 44 885 30 80
info@tds-pp.com
www.tds-pp.com